



**MarelliMotori**  
Powering the future

# TECHNICAL DATASHEET

## THREE-PHASE SYNCHRONOUS GENERATOR

Our Reference -

Date 30/07/2020

Customer -

Rev. -

GENERATORE TIPO - GENERATOR TYPE		<b>MJB 400 MA4</b>				
CLASSE DI SOVRATEMPERATURA - TEMPERATURE RISE CLASS		H				
CLASSE DI ISOLAMENTO - INSULATION CLASS		H				
FORMA COSTRUTTIVA - MOUNTING		None				
TEMPERATURA AMBIENTE - AMBIENT TEMPERATURE	°C	0				
ALTITUDINE - ALTITUDE	m	0				
PROTEZIONE - PROTECTION DEGREE	IP	IP23				
SISTEMA DI RAFFREDDAMENTO - COOLING SYSTEM	IC	IC01				
FATTORE DI POTENZA - POWER FACTOR		0.80				
NUMERO DI POLI - NUMBER OF POLES		4				
VELOCITA' NOMINALE - RATED SPEED	rpm	1500				
SOVRAVELOCITA' - OVERSPEED	rpm	2250				
NUMERO DI TERMINALI - NUMBER OF TERMINALS		6				
PASSO DI AVVOLGIMENTO - WINDING PITCH		2/3 - Random Wound				
RESISTENZA STATORICA @20°C - STATOR RESISTANCE @20°C	mΩ	2.04				
PESO - WEIGHT	kg	Approx. 2250				
MOMENTO D'INERZIA - INERTIA (J)	kgm <sup>2</sup>	Approx. 16.3				
TEMPERATURA ACQUA RAFFREDDAMENTO - COOLING WATER TEMPERATURE	°C	not applicable				
PORTATA DACQUA - WATER FLOW RATE	m <sup>3</sup> /h	not applicable				
CADUTA DI PRESSIONE - PRESSURE DROP	kPa	not applicable				
AUMENTO TEMPERATURA ACQUA - WATER TEMPERATURE INCREASE	°C	not applicable				
TA DI CENTRO STELLA - NEUTRAL POINT CURRENT TRANSFORMER		-				
CUSCINETTI - BEARINGS		ANTI-FRICTION				
FREQUENZA - FREQUENCY	Hz	50				
TENSIONE - VOLTAGE	V	400				
CORRENTE NOMINALE - RATED CURRENT	A	1342.3				
POTENZA - RATING	kVA	930				
PERCENTUALE DI CARICO - PARTIAL LOAD DATA		%	100	75	50	25
RENDIMENTO - EFFICIENCY	P.F. = 1	%	96.2	96.4	96.5	95.2
	P.F. = 0.80	%	95.2	95.5	95.6	94.3
Rapporto di corto circuito - short circuit ratio	SCR	0.46				
			UNS	SAT		
REATTANZA - REACTANCE (%)	sincrona diretta - synchronous direct axis	Xd	252	217		
	sincrona in quadratura - synchr. quadrature axis	Xq	141	122		
	transitoria diretta - transient direct axis	X'd	28.7	24.8		
	transitoria in quadratura - transient quadrature axis	X'q	141	122		
	subtransitoria diretta - subtransient direct axis	X''d	13.4	11.6		
	subtransitoria in quad. - subtransient quadr. axis	X''q	13.8	11.9		
	d <sub>i</sub> sequenza negativa - negative sequence	X <sub>2</sub>	13.7	11.8		
	d <sub>i</sub> sequenza zero - zero sequence	X <sub>0</sub>	3.4	2.9		
COSTANTI DI TEMPO - TIME CONSTANTS (s)	a vuoto - open circuit	T'do	2.000			
	transitoria - transient	T'd	0.200			
	subtransitoria - subtransient	T''d	0.020			
	unidirezionale - armature	T <sub>a</sub> = T <sub>dc</sub>	0.023			
COPPIA DI CORTO CIRCUITO DI BIFASE - PHASE TO PHASE SHORT CIRCUIT TORQUE	kNm	76.6				
COPPIA DI CORTO CIRCUITO DI TRIFASE - THREE PHASE SHORT CIRCUIT TORQUE	kNm	51.0				

**PRELIMINARY**



**MarelliMotori**  
Powering the future

# TECHNICAL DATASHEET

## THREE-PHASE SYNCHRONOUS GENERATOR

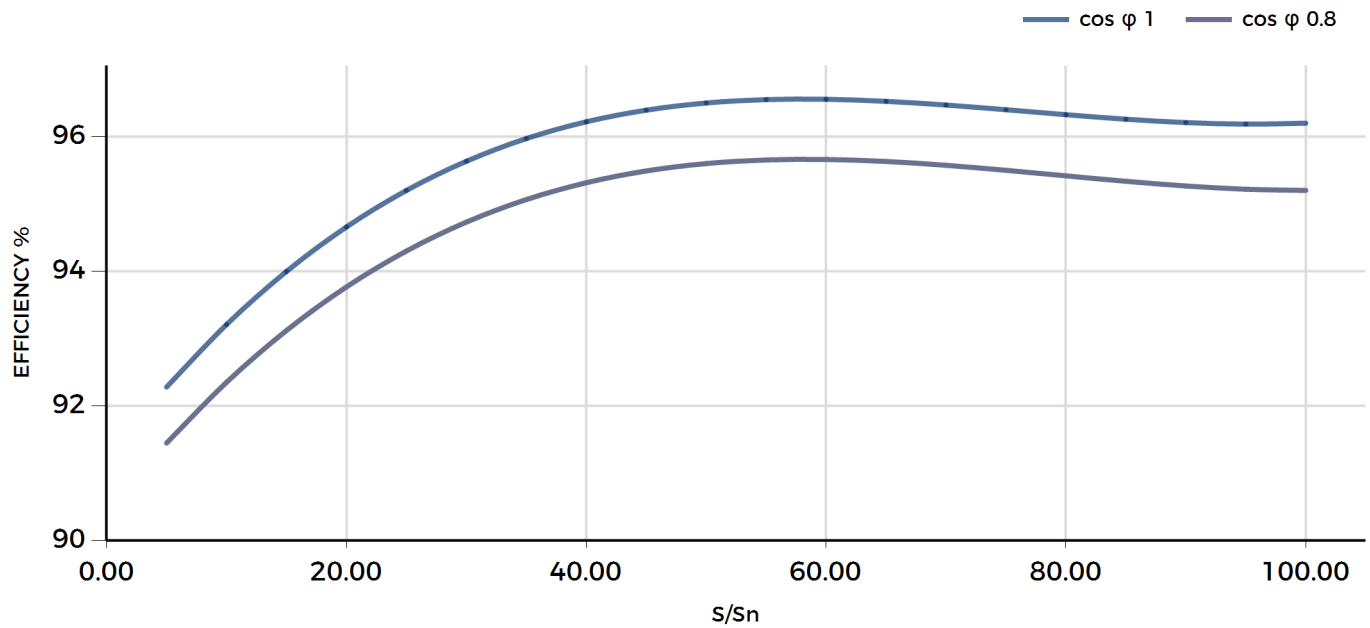
Our Reference -

Date 30/07/2020

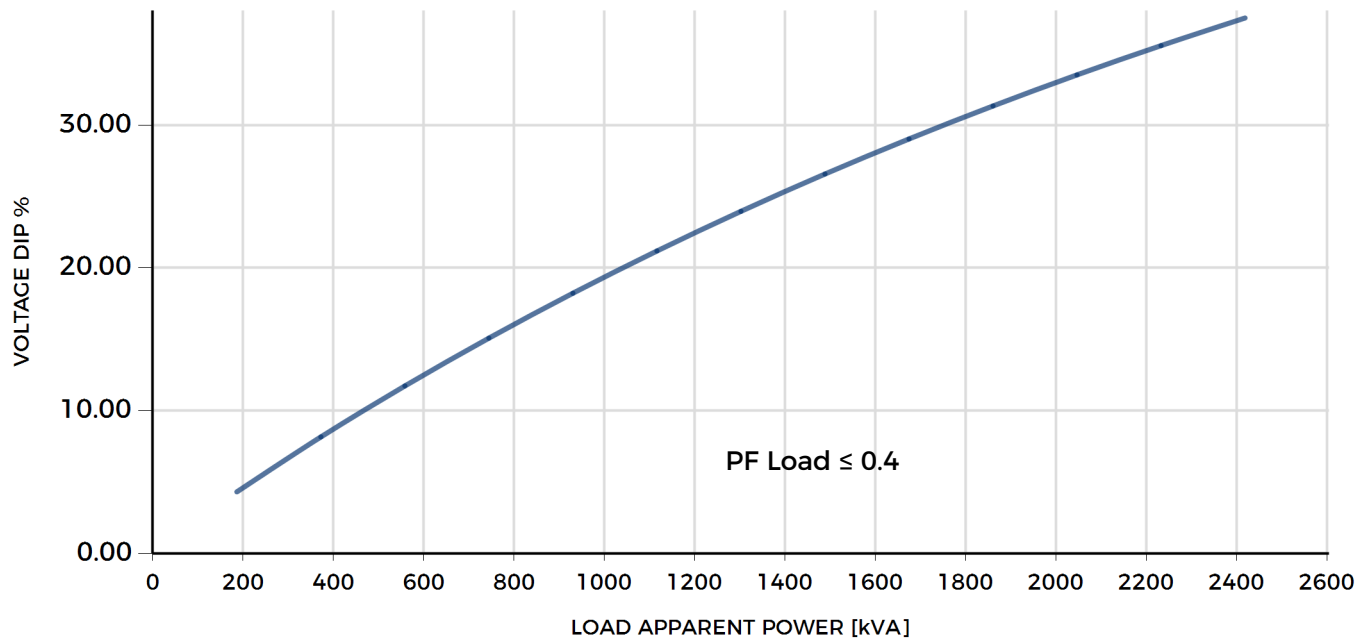
Customer -

Rev. -

### CURVA DI RENDIMENTO - EFFICIENCY CURVE



### CADUTA DI TENSIONE - VOLTAGE DIP





**MarelliMotori**  
Powering the future

# TECHNICAL DATASHEET

## THREE-PHASE SYNCHRONOUS GENERATOR

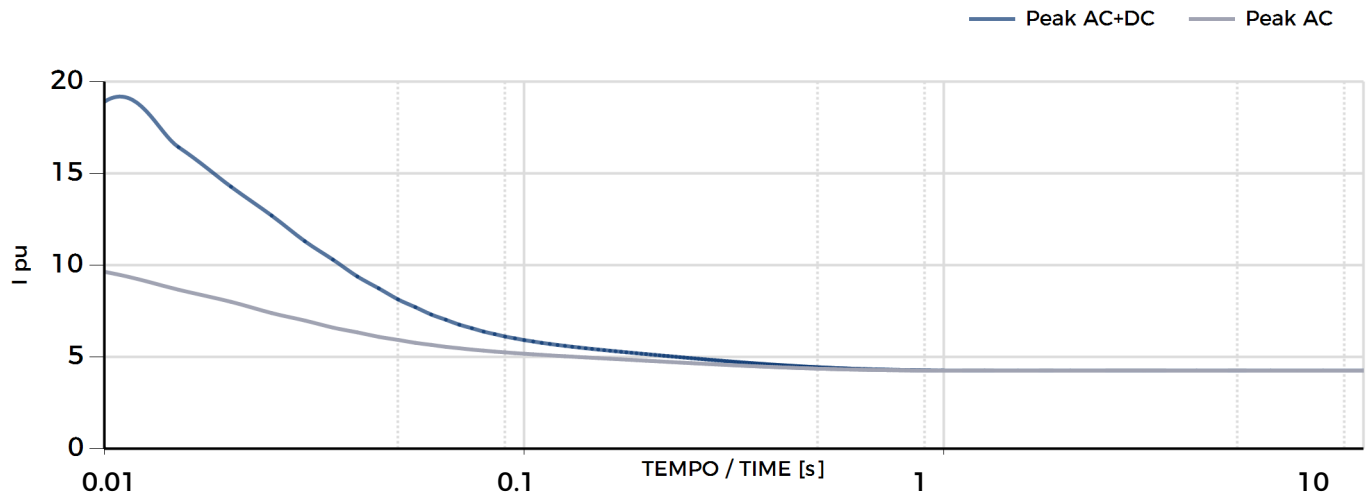
Our Reference -

Date 30/07/2020

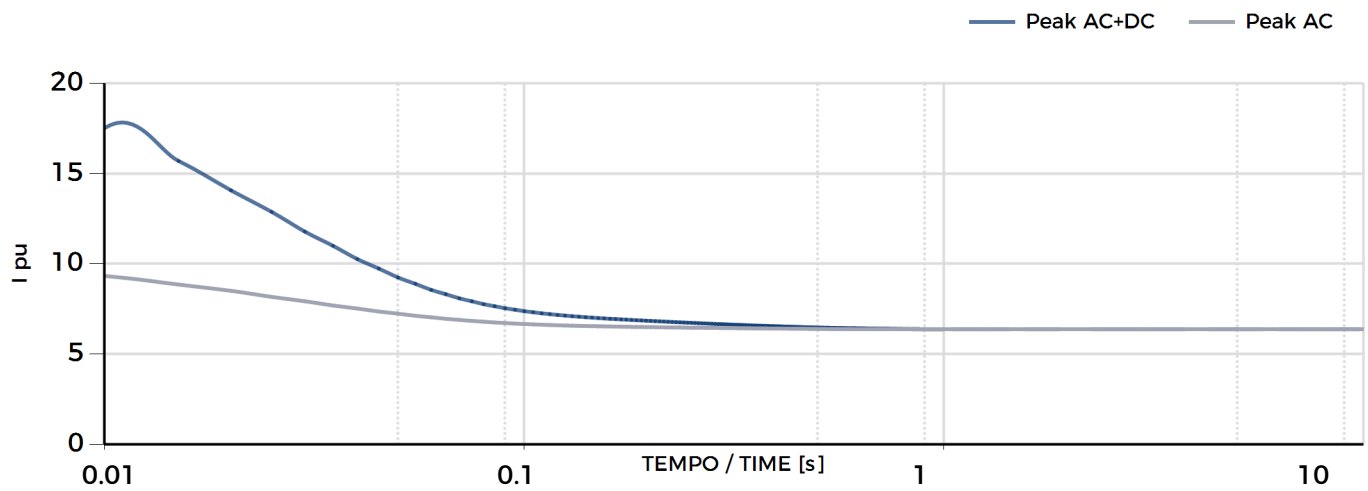
Customer -

Rev. -

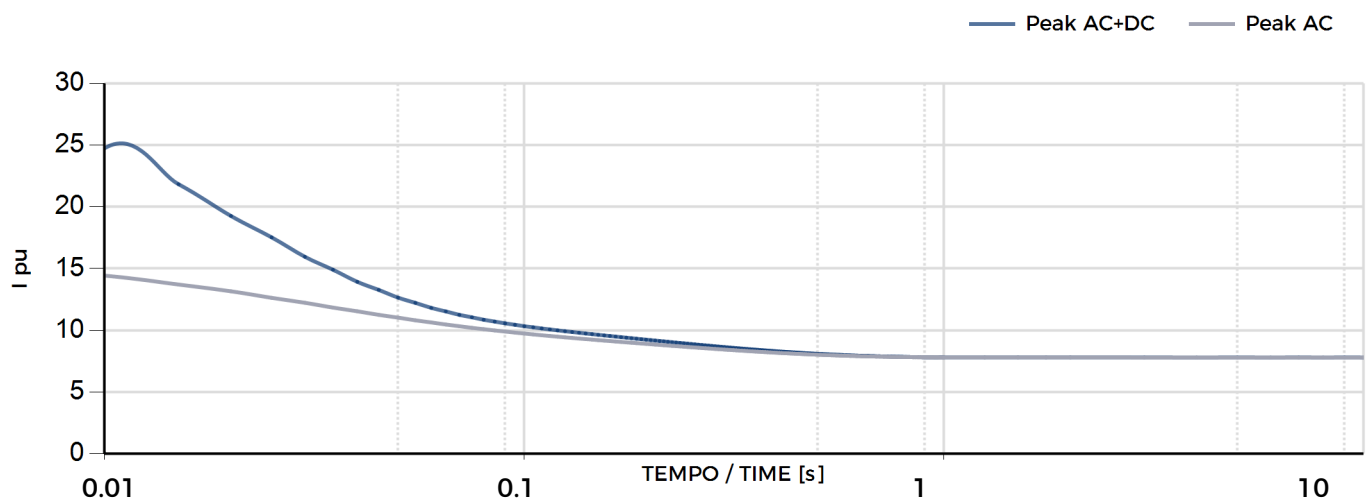
### 3 - PHASE SHORT CIRCUIT DECREMENT CURVE



### 2 - PHASE SHORT CIRCUIT DECREMENT CURVE



### 1 - PHASE SHORT CIRCUIT DECREMENT CURVE





**MarelliMotori**  
Powering the future

# TECHNICAL DATASHEET

## THREE-PHASE SYNCHRONOUS GENERATOR

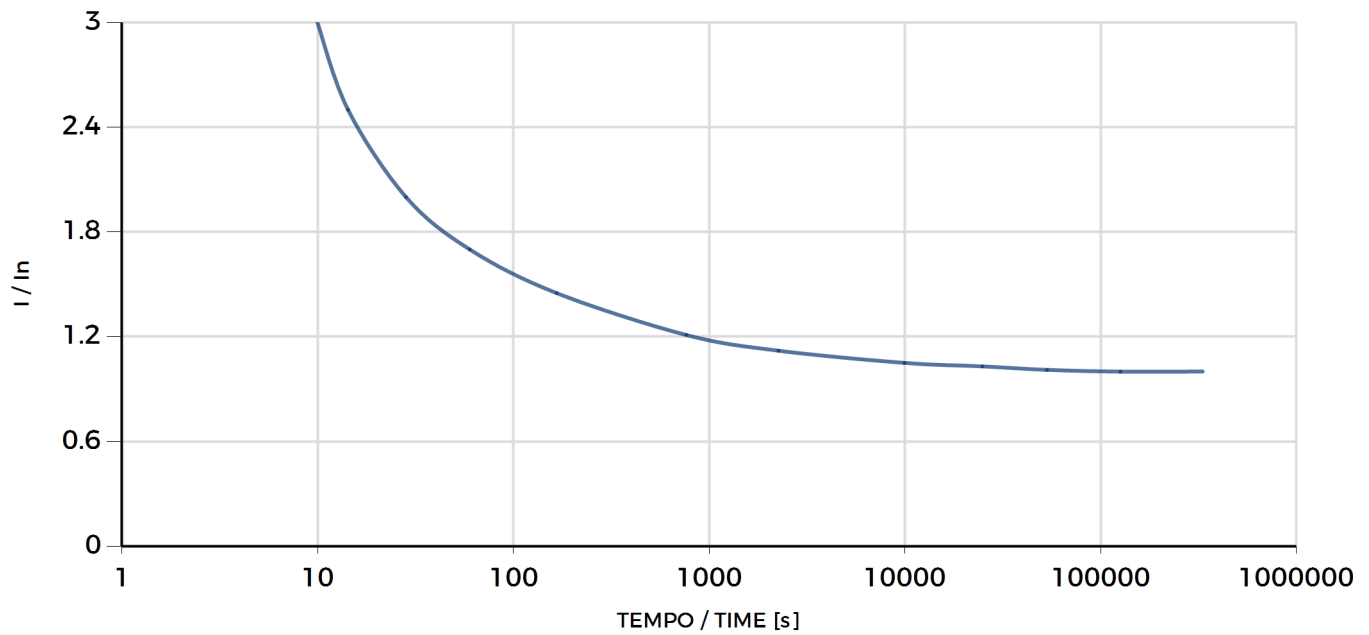
Our Reference -

Date 30/07/2020

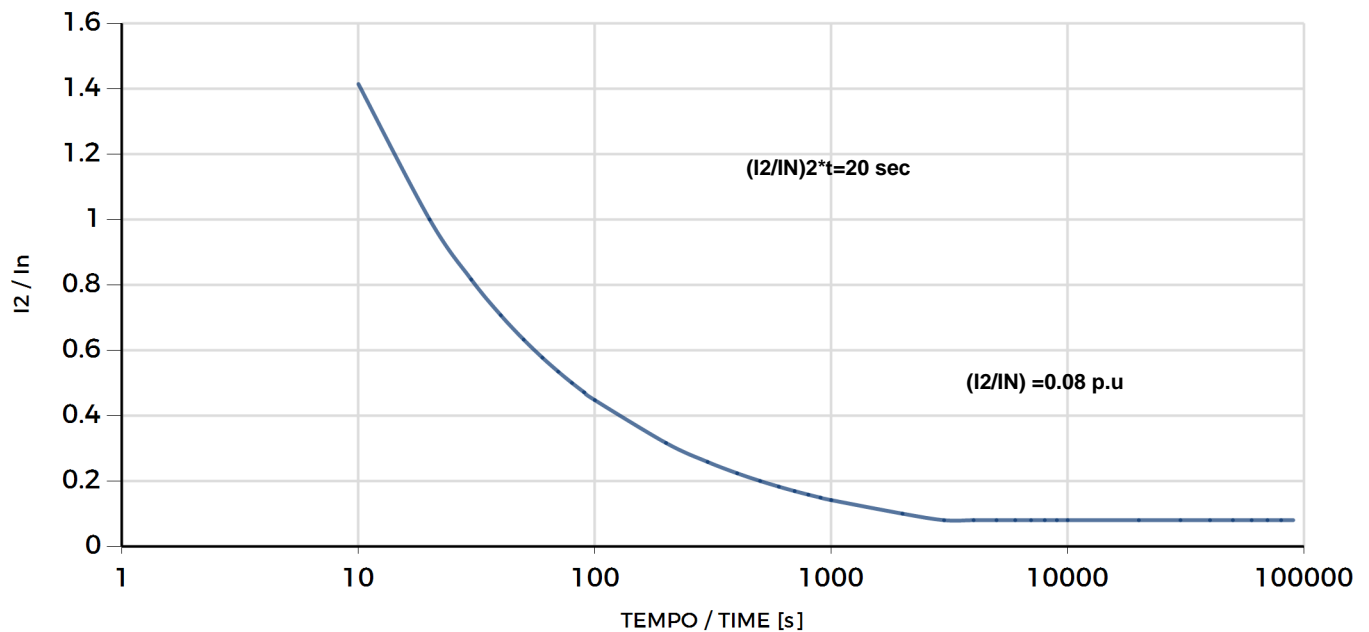
Customer -

Rev. -

### CURVA DI LIMITE TERMICO - THERMAL DAMAGE CURVE



### CORRENTE SEQUENZA INVERSA - NEGATIVE SEQUENCE CURRENT





**MarelliMotori**  
Powering the future

# TECHNICAL DATASHEET

## THREE-PHASE SYNCHRONOUS GENERATOR

Our Reference -

Date 30/07/2020

Customer -

Rev. -

### CURVA DI CAPABILITY - CAPABILITY CURVE

